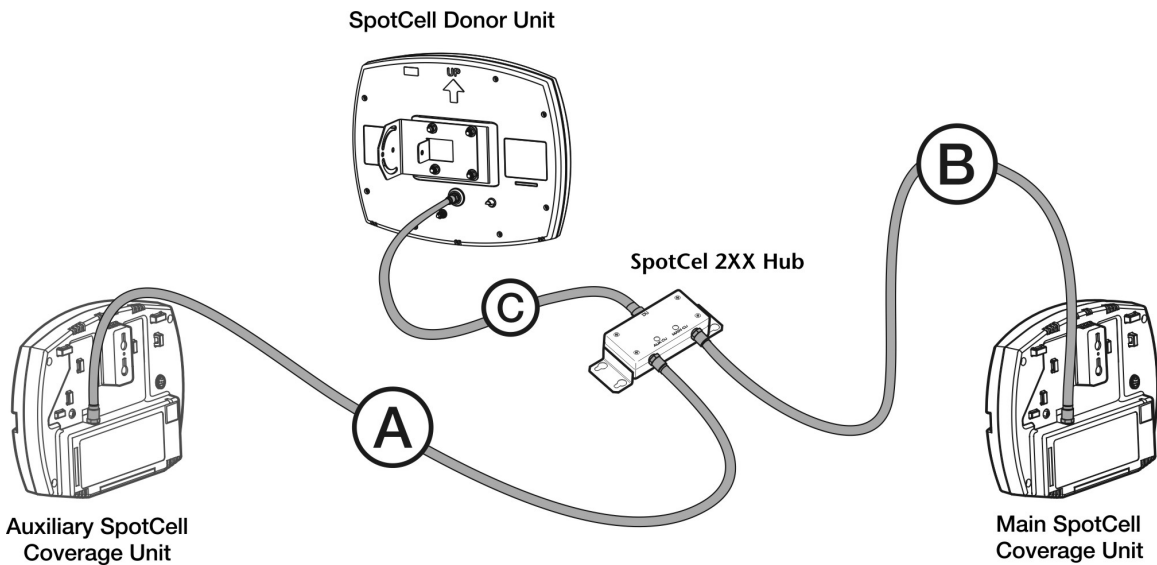






## SpotCell 2XX - Deployment

The SpotCell 2XX series is comprised of two SpotCell Coverage Units (CU) connected to a single SpotCell Donor Unit (DU). This application provides twice the coverage area as the SpotCell 1XX series product. This expanded coverage is quickly and easily deployed. The SpotCell 2XX series product can be deployed in either a star or chain configuration as shown below. The cable specifications for connecting the CUs to the hub vary depending on the selected configuration. RG-11 cable is required for all SpotCell 2XX installations.

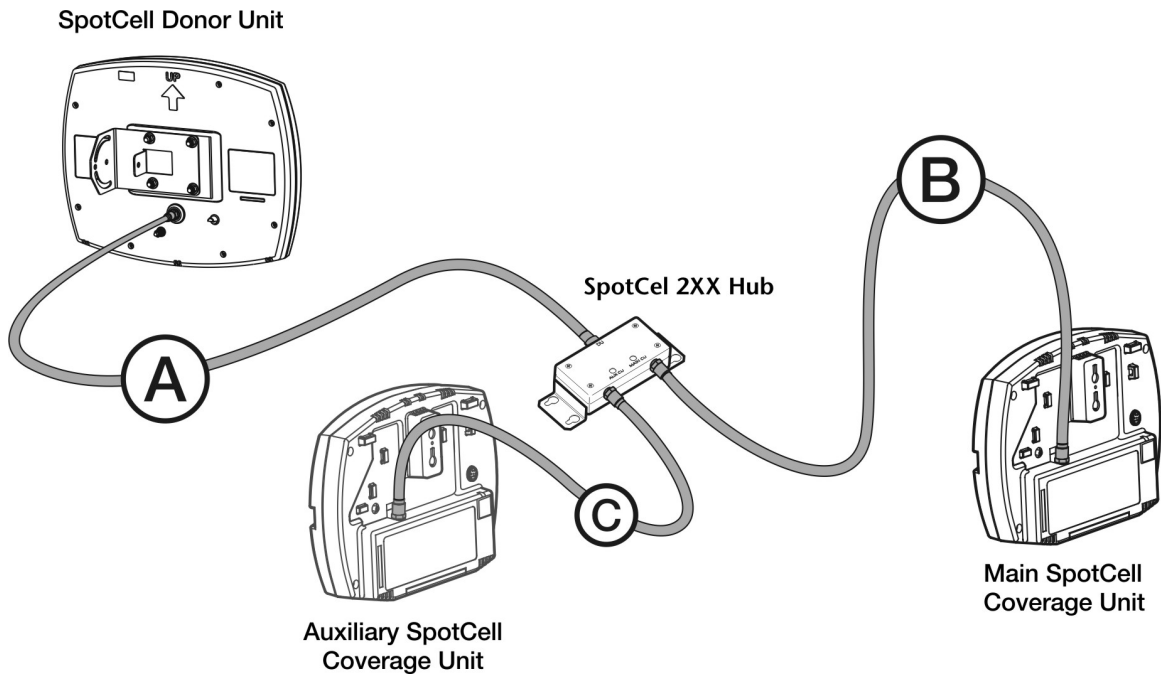


**Figure 1: SpotCell 2XX star configuration.**

RSSI Bars at handset (dBm)	A-Length [m]	B- Length [m]	C-Length [m]
-80 	25m,50m or 75m	25m,50m or 75m	10
-85 	25m or 50m	25m or 50m	10
-90 	25m, (50m with reduced coverage)	25m, (50m with reduced coverage)	10
-95 	25m	25m	10

**Table 1: Star configuration RSSI and recommended cable lengths.**

Spotwave Wireless Inc.



**Figure 2: SpotCell 2XX chain configuration**

RSSI Bars at handset (dBm)	A-Length [m]	B- Length [m]	C-Length [m]
-80	25m or 50m	25m or 50m	10
-85	25m or 50m	25m or 50m	10
-90	25m, (50m with reduced coverage)	25m, (50m with reduced coverage)	10
-95	25m	25m	10

**Table 2: Chain configuration RSSI and recommended cable lengths.**